



**University of
South Australia**

Collaborative development and implementation of an enterprise Data Management Planning tool

[Ann Morgan](#), Manager Research and Data Management Support
[Karl Sellmann](#), Deputy Director ICT Infrastructure & Cybersecurity
University of South Australia

[@morgana4](#)

[@karl_sellmann](#)

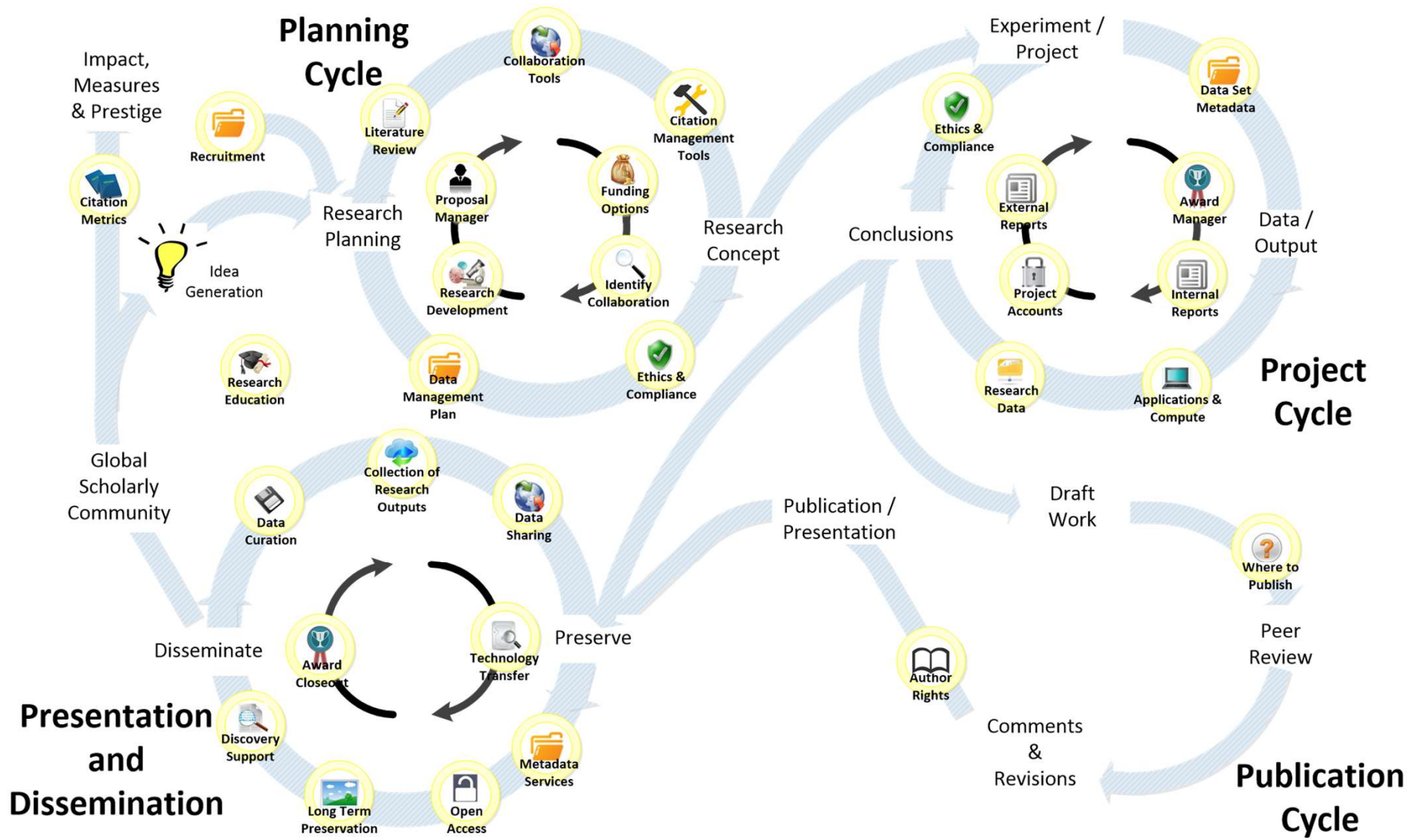
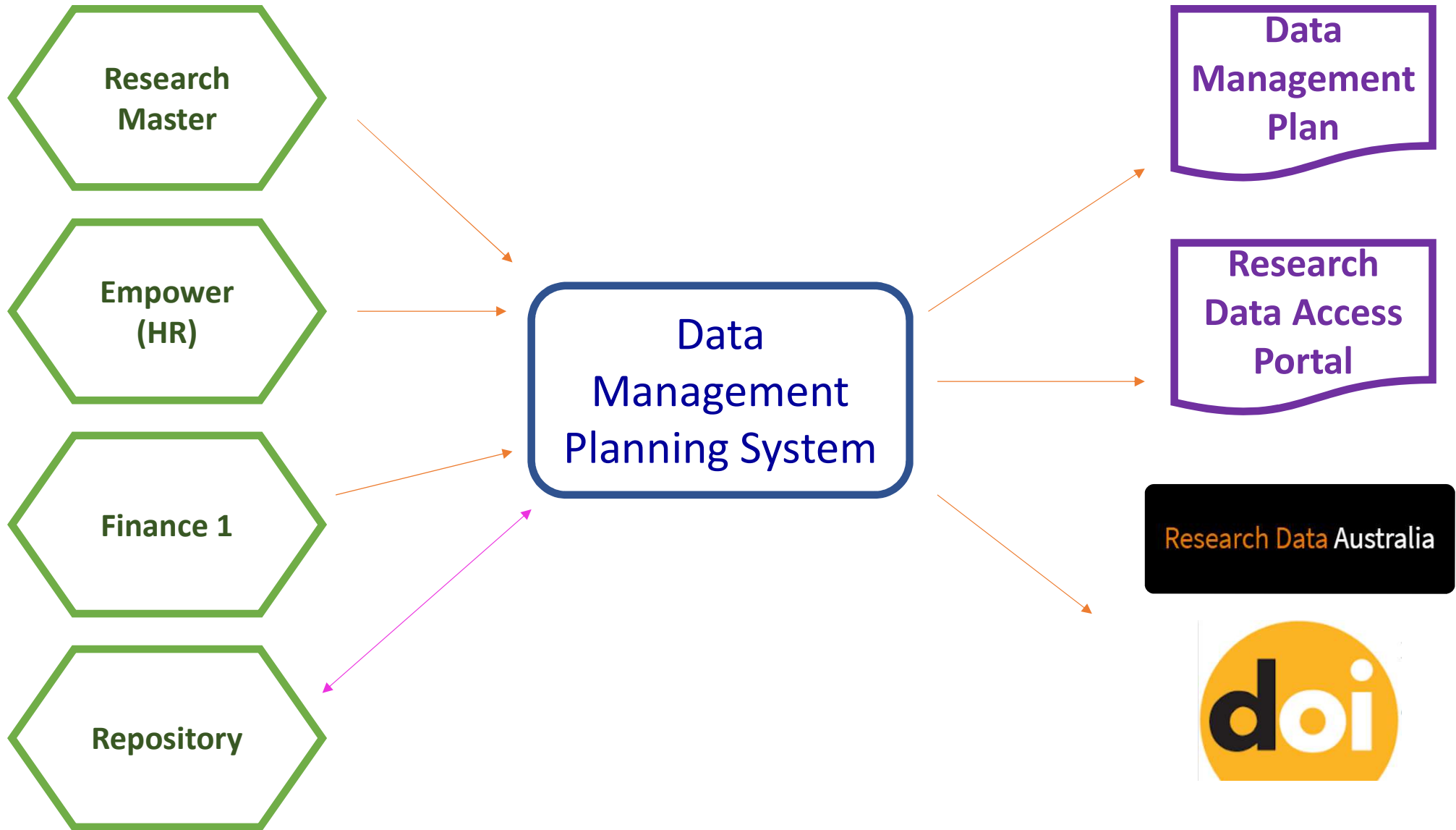


Image: Karl Sellmann, UniSA



Dataset - Details

Dataset ID: 610614

Activity Reports – Jeffrey Smart building (21 August 2017 - 14 September 2018)

DMP status: Draft (v0.1)

Progress

- Dataset details >
- Data details
- Documentation & metadata
- IP & security
- Rights & restrictions
- Retention & storage location
- Subjects
- Additional information
- Related records
- Review
- Status
- Administration

Create copy

Create a new dataset as a copy of the current dataset. The new dataset

Dataset titles *

Dataset title	Preferred title
Activity Reports – Jeffrey Smart building (21 August 2017 - 14 September 2018)	<input checked="" type="checkbox"/>
	<input type="checkbox"/>

Dataset descriptions *

Dataset description	Description type	Preferred description
	Brief	<input checked="" type="checkbox"/>
	Brief	<input type="checkbox"/>

Description is required

Dataset start date *

21 Aug 2017

Dataset end date

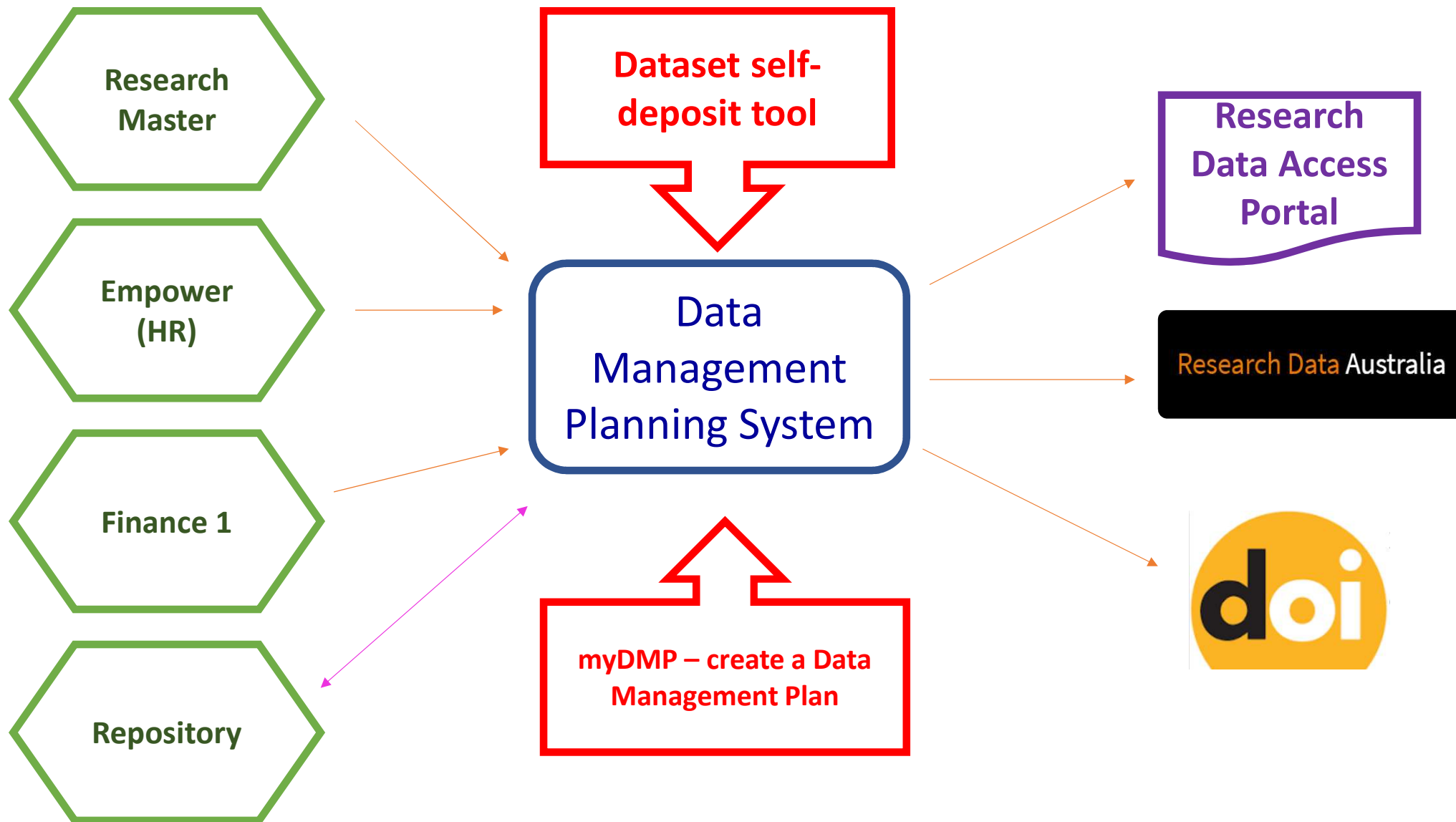
14 Sep 2018

Comments about the timeframe covered by the dataset

Enter any comments about the timeframe covered by the dataset (e.g. if it represents a rolling set of data)

Field of Research (FOR) codes

UniSA Data Management Planning System (DMPS)



▼ Date range

1625 onwards

Apply Add end date

▼ Socio-economic

920102 - Cancer and Related Disorders 22

900404 - Water Services and Utilities 9

960611 - Urban Water Evaluation (incl. Water Quality) 7

899899 - Environmentally Sustainable Information and Communication Services not elsewhere classified 6

920499 - Public Health (excl. Specific Population Health) not elsewhere classified 6

[More](#)[Home](#) / Search

Search for..

Search

Map Search

Clear search

10 results per page

Sort by: Date (Descending)

First « 1 2 3 4 5 » Last

Search returned 302 results in 31 pages.



Educational inequality in Tasmania: evidence and explanations

Excel spreadsheet aggregating and analysing data, principally concerning the NAPLAN and senior secondary certificate performance of Tasmanian and schools in other states, extracted from publicly available data sets including My School, the Tasmanian

XLS

**Year Published** 2018**Organisation** University of South Australia**Identifier** <http://researchoutputs.unisa.edu.au/11541.1/748af545c6094f379377149756001110>

Urban waterways choice experiment dataset

Dataset Summary

Educational inequality in Tasmania: evidence and explanations

Description

Excel spreadsheet aggregating and analysing data, principally concerning the NAPLAN and senior secondary certificate performance of Tasmanian and schools in other states, extracted from publicly available data sets including My School, the Tasmanian Office of Assessment, Standards and Certification, and the Australian Bureau of Statistics.

Data and Resources

- My School website
- Assessment profiles and direct communication data
- Australian Bureau of Statistics

UniSA Research Data Access Portal (data.unisa.edu.au)

All Fields ▾ educational inequality Publicly accessible online

[Advanced Search](#) [Map Search](#)

3902 results (18 milliseconds)

Records selected: 0

Sort by: Relevance ▾ Show: 15 ▾

Current Search

All Fields
educational inequality

Clear Search

Refine search results

Add more keywords

Type
 Data 3900

Page 1 / 261 [1](#) [2](#) [3](#) [4](#) [»](#)

Educational inequality in Tasmania: evidence and explanations
University of South Australia
Rowan, M 2018, **Educational inequality** in Tasmania: evidence and explanations, University of South Australia (UniSA), [http](#) (in Citation)
: Microsoft Excel, currently version 16.11 <https://doi.org/10.1007/s13384-018-0267-x> **Educational inequality** in Tasmania: evidence and explanations Rowan, M & Ramsay, E 2018, '**Educational inequality** in Tasmania: evidence and explanations', Australian **educational** (in Related Resource)
Higher **Education** (in Subject)
EDUCATION (in Subject)

Income Inequality (Gini Coefficients) for Australian regions
Commonwealth Scientific and Industrial Research Organisation
10.4225/08/55093772960E4 Income **Inequality** (Gini Coefficients) for Australian regions v1 Commonwealth (in Citation)
(2015) 'Income **inequality** across Australian Regions during the mining boom: 2011-11'. (in Description)

Research Data Australia (researchdata.ands.org.au)

RESOURCES AND SERVICES FOR RESEARCHERS



Research Outputs



Global Collaboration



Researcher Profile



Establish and Manage your Research



Research Data Management



Research Tools and Services



Funding Opportunities



Research Degree Supervisors



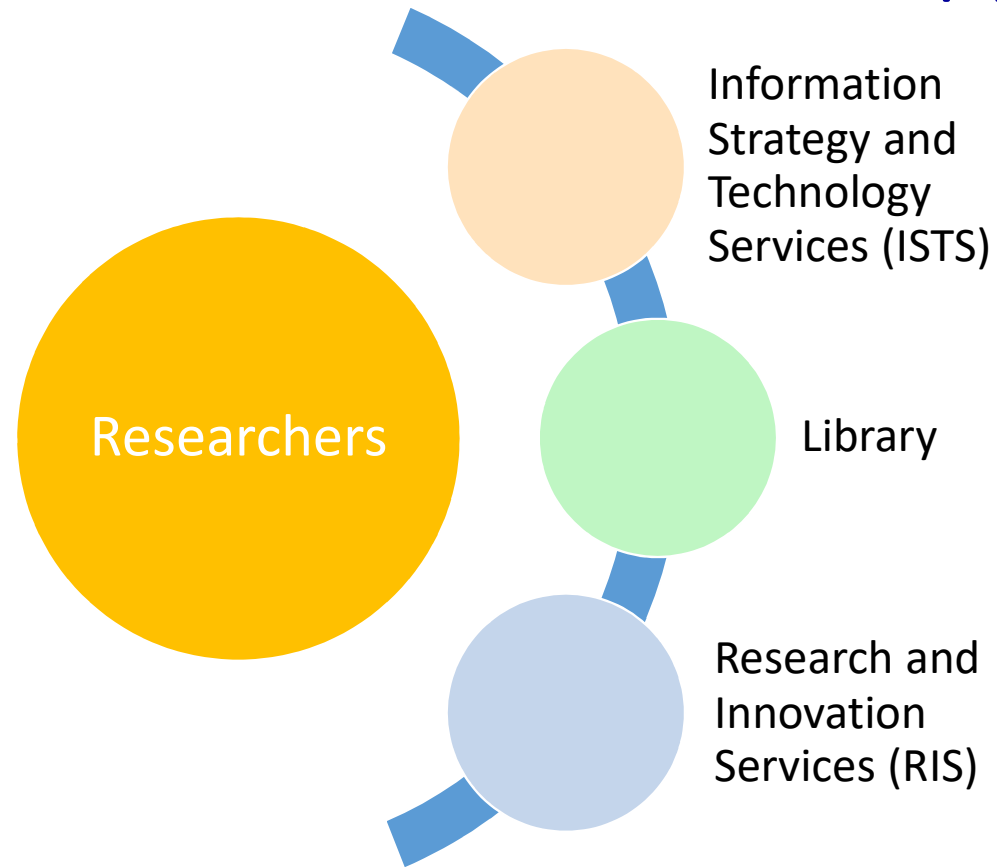
Developing Research Expertise

Need help or further assistance?



Ask Research (i.unisa.edu.au/AskResearch)

Collaborative and Proactive Support





**University of
South Australia**

Collaborative development and implementation of an enterprise Data Management Planning tool

[Ann Morgan](#), Manager Research and Data Management Support
[Karl Sellmann](#), Deputy Director ICT Infrastructure & Cybersecurity
University of South Australia

[@morgana4](#)

[@karl_sellmann](#)